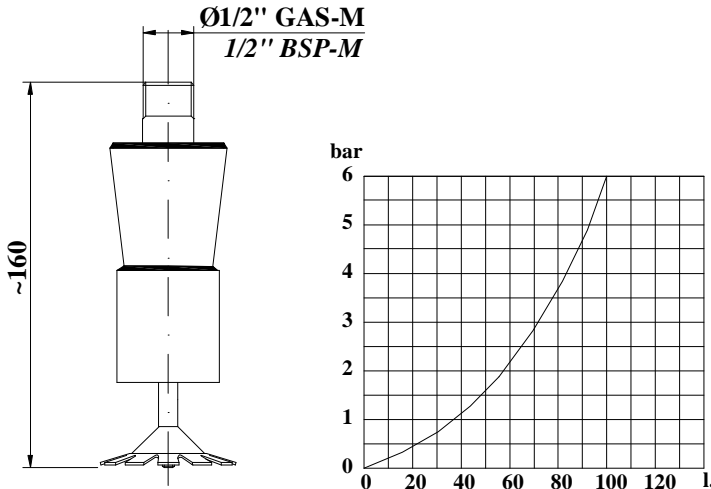
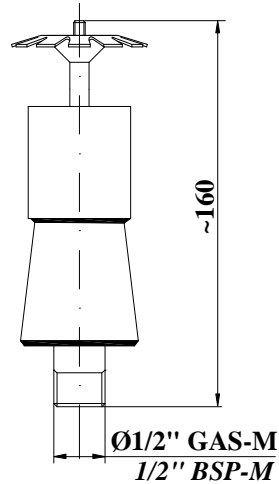


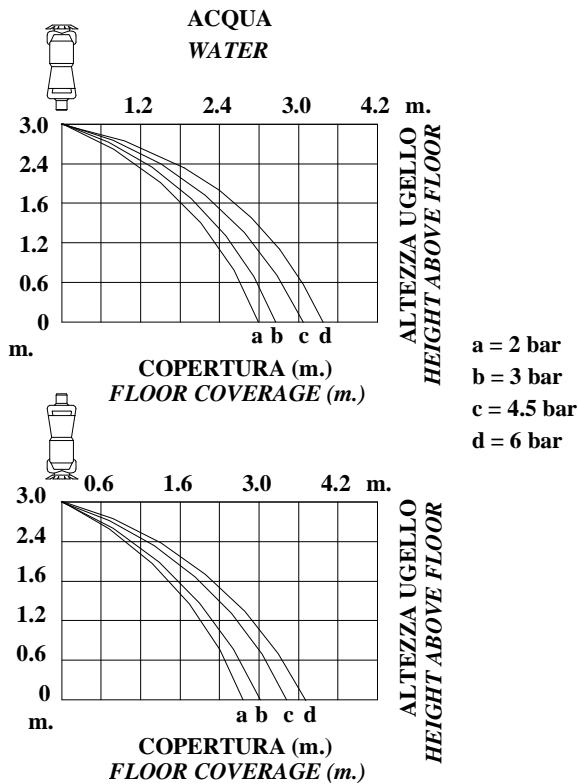
#### mod. PENDENT



#### mod. UPRIGHT



Le misure sono in mm  
Dimensions are in mm



#### CARATTERISTICHE TECNICHE

- Corpo: inox AISI 316
- Peso: 360 g
- Fattore K: 41.2
- Rapporto d'espansione: 1/6 <sup>(1)</sup> <sup>(2)</sup>

#### A RICHIESTA

- Conessioni diverse
- Portate diverse

<sup>(1)</sup> Il rapporto di espansione è inteso con aria pulita, salvo diversa indicazione del produttore di schiumogeno.

<sup>(2)</sup> Dipende dal tipo di schiumogeno.

#### CONSTRUCTION FEATURES

- Body material: stainless steel AISI 316
- Weight: 360 g
- K factor: 41.2
- Expansion ratio: 1/6 <sup>(1)</sup> <sup>(2)</sup>

#### OPTIONAL

- Different connections
- Different flow rates

<sup>(1)</sup> The expansion ratio is understanding with fresh air, or different indication of foam producer.

<sup>(2)</sup> Depending on foam concentrate type.